

KIPM- College Of Management


Plot No. BL 1& 2, Sector- 9 GIDA, Gorakhpur - 273209


Balance Sheet as at 31.03.2021

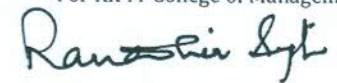
LIABILITIES	AMOUNT		ASSETS	AMOUNT	
	Rs.	P.		Rs.	P.
Capital Account			Fixed Assets		
Capital Fund		9,355,415.92	-(As per Annexure Attached)		26,159,464.71
Reserves & Surplus		877,558.71			
			Current Assets		
			Sundry Debtors		7,896,533.00
Current Liabilities					
Branch & Division	27,531,886.00		Cash & Bank Balance		
Duties & Taxes	-		Cash-in-hand	235,645.77	
Sundry Creditors	199,575.00		Bank Accounts	4,356,542.15	
Security Money	698,750.00		Advance Saalary	15,000.00	
		28,430,211.00			4,607,187.92
Total Rs.		38,663,185.63	Total Rs.		38,663,185.63

In terms of our Separate Audit Report of even date

Date: 21.12.2021
Place: Gorakhpur

For Maheshwari Vivek & Associates
Chartered Accountants

(CA. Anuradha Maheshwari)
Partner



For KIPM-College of Management

Chairman

KIPM- College Of Management
Plot No. BL 1& 2, Sector- 9 GIDA, Gorakhpur - 273209
Income & Expenditure Statement as at 31.03.2021

EXPENDITURE	AMOUNT		INCOME		AMOUNT	
	Rs.	P.	Rs.	P.	Rs.	P.
To College Expenses			By Fees			
Salary	6,301,808.00		Tuition Fees	8,799,184.00		
Advertisement & Publicity Exp.	22,200.00		Other Fee	732,924.00		
Affiliation Fee	118,000.00		University Exam Fee	314,600.00	9,846,708.00	
Alumni & Management Fee	60,000.00					
AICTE Processing	30,000.00		Interest Earned on S/B A/C		153,291.00	
Bank Charges	14,887.57					
Building repairing & maint.	148,400.00					
College valuation Exp	42,280.00					
Computer & Printer Repair	34,534.00					
Business Promotion Exp.	133,128.00					
Depreciation	1,482,193.29					
Discount	436,500.00					
Donate To Covid 19 Care	77,350.00					
Electricity Exp.	6,778.00					
Enrollment Exp	193,800.00					
Exp. on University Exam Fee	401,115.00					
Faculty Development Exp	10,500.00					
Training & Placement	35,500.00					
Insurance	25,370.00					
Research & Ind. training pro.	15,500.00					
Hostel exp.	7,140.00					
Legal & Professional Fee	9,000.00					
Water Cooler Repairing	680.00					
Misc. Exp.	15,000.00					
News Paper Exp.	2,765.00					
Office Maintenance Expense	968.00					
Postage & Courier Exp.	100.00					
Printing & Stationery	48,249.00					
Staff Welfare Exp.	17,595.00					
Student Welfare Exp.	2,165.00					
Telephone & Mobile Exp.	5,200.00					
Travelling & Conveyance Exp.	35,500.00					
Vehicle Repairing & Maint.	80,011.00					
Vehicle Running Exp.	500.00	9,814,716.86				
To Excess of Income over Expenditure		185,282.14				
Total Rs.		9,999,999.00	Total Rs.		9,999,999.00	

In terms of our Separate Audit Report of even date

Date: 21.12.2021
Place: Gorakhpur

For Māheshwari Vivek & Associates
Chartered Accountants

(CA. Anuradha Maheshwari)
Partner

For KIPM-College of Management


Chairman

KIPM- College Of Management

Plot No. BL 1 & 2, Sector- 9 GIDA, Gorakhpur - 273209

Detail of Fixed Assets as on 31.03.21

Description	Rate of Depreciation	WDV as on 01.04.2020	Addition during the year		Sales / Deletions during the year	Value of Block as on 31.03.2021	Depreciation for the year	WDV as on 31.03.2021
			Put to use for 180 days or more	Put to use for less than 180 days				
AIR CONDITIONER	10.00 %	103773.70	0.00	0.00	0.00	103,773.70	10,377.37	93,396.33
ALMIRAH & LOCKER	10.00 %	92469.42	87750.00	0.00	0.00	180,219.42	18,021.94	162,197.48
AQUAGAUD	15.00 %	2327.37	0.00	0.00	0.00	2,327.37	349.11	1,978.26
BUILDING & CIVIL WORKS	5.00 %	26142991.28	0.00	0.00	0.00	26,142,991.28	1,307,149.56	24,835,841.72
COMPUTER & PRINTER	40.00 %	31012.30	0.00	97434.00	0.00	128,446.30	31,891.72	96,554.58
ELECTRICAL EQUIPMENT	10.00 %	88409.80	0.00	0.00	0.00	88,409.80	8,840.98	79,568.82
EPBAX	15.00 %	22074.08	0.00	0.00	0.00	22,074.08	3,311.11	18,762.97
FIRE EXTINGUISHER	15.00 %	14386.49	0.00	0.00	0.00	14,386.49	2,157.97	12,228.52
FIXTURE & FITTING	15.00 %	9437.87	0.00	0.00	0.00	9,437.87	1,415.68	8,022.19
FURNITURE & FIXTURES	10.00 %	503431.60	16402.00	269624.00	0.00	789,457.60	65,464.56	723,993.04
LIBRARY BOOK & PERIODICALS	40.00 %	52830.80	0.00	0.00	0.00	52,830.80	21,132.32	31,698.48
MOBILE	15.00 %	1111.87	0.00	0.00	0.00	1,111.87	166.78	945.09
OFFICE EQUIPMENT	10.00 %	23801.01	0.00	0.00	0.00	23,801.01	2,380.10	21,420.91
OTHER FIXED ASSETS	10.00 %	31276.94	0.00	0.00	0.00	31,276.94	3,127.69	28,149.25
WATER COOLER & FILTER	15.00 %	34313.46	0.00	16800.00	0.00	51,113.46	6,407.02	44,706.44
Total Rs.		27,153,647.99	104,152.00	383,858.00	-	27,641,657.99	1,482,193.29	26,159,464.71



For KIPM-College of Management

Ranvir Singh
Chairman